

Syllabus for English 4

2020-2021 School Year

Teacher: Mrs. Reaume

Email: Reaume@idaschools.org

Phone: (734) 269-9003 x1112

Modes of Communication: Students should check Google Classroom once a day for announcements, check due dates and the class calendar, and submit their assignments. This will be the main mode of communication. I will also be communicating with students and parents through email for any questions or extra help.

Modes of Instruction: In addition to in-class instruction, Google Classroom is where students will find all the materials needed for the school year. There may be additional instructional videos on Google Classroom that the students will need to view, and we may be using Google Meet for video conferencing as well. At the end of the syllabus, I go over each part of Google Classroom to ensure that students understand where everything is, so no information is missed. This may be review for a lot of students, but it never hurts to read through it.

Materials Needed: Computer access to Google Classroom, as well as Google Docs, Google Drive, Google Meet, and Google Forms. I am going to try using Google Meet since it is connected through my Google Classroom. This could change, however, and we will use Zoom or Microsoft Team for video conferencing if Meet does not work well. All students should have a computer and internet connection. If you do not have access to a computer or internet connection, please let me know, or email Mr. Fuller so that we can get it for you through our IT department.

Class Structure:

- On days when you are in class, you will be receiving direct instruction, working on skills that you may need help with, doing classwork, asking questions, discussing ideas, writing, and possibly presenting. Days when you are working from home you will be completing reading assignments, working on essays/ projects, and possibly answering chapter questions. Distance learning days are not days off – you will still need to work on English every day of the week.
- In-class safety preparedness/ expectations: Students are required to wear face masks unless they have a doctor's note on file before school starts. Students are required to wipe down their desk and computer after using it, before the end of class. Students must stay six feet apart to adhere to social mitigation standards.

- Everything will be on Google Classroom, and all due dates will be on Fridays and on in-class days to give students flexibility with their schedule, unless otherwise noted.
- Monthly plans for the school year can be found under the Class Calendar, on the bottom left-hand side of the Classwork tab in Google Classroom.
- Even though students are only coming to school two days a week, I am teaching four days a week, with a virtual day on Friday. Please keep this in mind. I will adhere to my normal office hours Monday through Friday, from 8 am to 4 pm. If you have a question or need to contact me for any reason, please email me and I will get back with you as soon as I can.

Responsibilities:

- **Teacher Responsibilities**
 - Provide in-class and distance learning activities for students.
 - Be available to answer student/ guardian questions.
 - Provide timely feedback/ grades on student work.
 - Communicate regularly with students.
 - Provide meaningful learning opportunities that meet the needs of all learners.
 - Provide regular feedback to students on progress related to learning activities.
 - Monitor student progress: students' grades will be updated weekly in my gradebook.
- **Student Responsibilities**
 - Log in to Google Classroom every day to review assigned work, announcements, etc.
 - Come to class on in-class days.
 - Complete your assigned work by the due date.
 - Ask clarifying questions when you need help or don't understand
 - Be respectful to yourself, teachers, and peers.
 - Check your grades once a week.
- **Parent/ Caregiver/ Family Responsibilities**
 - Review work assigned to the student.
 - Reserve a space for students to complete remote learning work.
 - Encourage students to get enough sleep.
 - Set sensible time limits for technology use.
 - Talk to students about their work every day.
 - Help students establish and follow regular daily routines
 - Talk to students about their grades, or check their grades, once a week.

Curriculum:

- The curriculum for this grade level/content area is no less than our established curriculum for our traditional 180 days face to face of instruction.
- All materials covered in this course will be based on the Common Core State Standards for twelfth grade. You can access these standards at the following website:
http://www.corestandards.org/assets/CCSSI_ELA%20Standards.pdf
- The objective of this course is to help students continue to build and master their reading, writing, and speaking skills to prepare them for life beyond high school. Seniors will analyze information, ideas, and themes to understand the past and present, and to think innovatively about the future. In correlation with the MDE's focal point for 12th grade English, students will identify and apply their own leadership skills and prepare for responsible action as American citizens in the context of a global world.
- English 4 Reading List:
 - Short Stories
 - *Beowulf*
 - *All Quiet on the Western Front* by Erich Maria Remarque
 - *Hamlet* by William Shakespeare
 - *Frankenstein* by Mary Shelley
 - *1984* by George Orwell
 - *Maus* by Art Spiegelman
 - *Maus II* by Art Spiegelman
- In addition to reading, we will be focusing on writing papers to prepare each student for college-level writing. This includes smaller papers throughout the year, and a larger research paper. You will become an expert on MLA formatting this year so that you are fully prepared for writing in college.
- The **Ida High School Plagiarism Policy** applies in the classroom. **Plagiarized papers will receive a zero.**
- For most writing assignments, you will submit them on Google Classroom. This is also the case for presentations and projects. Failure to submit on a due date will cause you to lose points. **Even if you are absent on a due date, you still need to submit on Google Classroom. If you do not turn in an assignment on a due date, you will receive a zero.**

Grading Breakdown:

- Tests, Projects, Essays: 50%
- Quizzes: 25%
- Classwork: 15%
- Weekly Participation: 10%

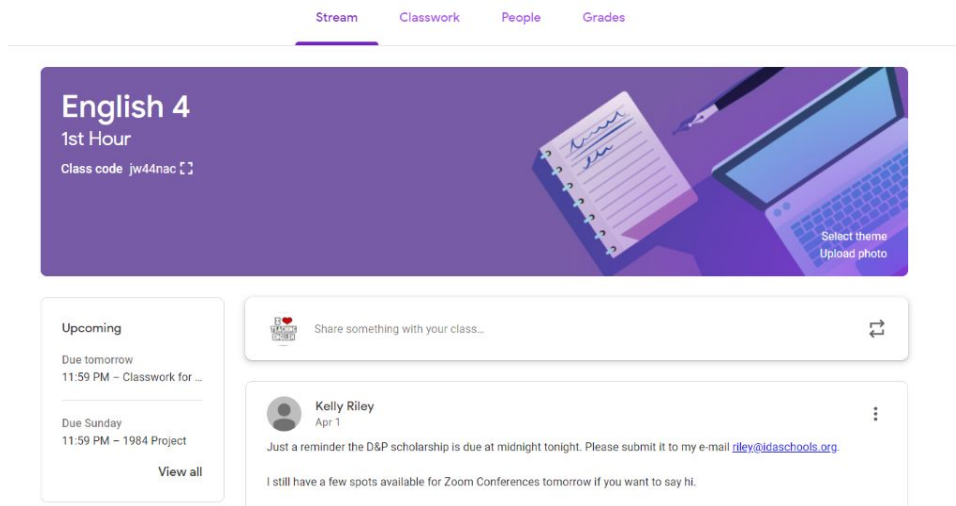
Participation Rubric

Trait	2 (Meets Standards)	1 (Emerging Standards)	0 (Below Standards)
Preparedness/ Responsibility	Brings all required materials to class (notebook, novel, writing instrument)	Brings some of the required material to class (notebook, text/novel, writing instrument)	Brings none of the required material to class
Punctuality/ Promptness	At the start of class is ready to begin class (notebook is out and open, pencil sharpened, bell ringer is started, not talking)	At the start of class is in process of getting ready for class (getting notebook out, sharpening pencil, not talking)	After class has begun or with teacher's prompting, gets ready for class
Order/ Time Management	Takes end-of-class cue from teacher, not clock; remains in seat until dismissed	Sometimes remains in seat until dismissed or "shuts down" early	Seldom remains in seat until dismissed; interrupts teacher/ class to "shut down" early
Citizenship & Respect	Consistently demonstrates attentiveness to teacher and classmates	Sometimes demonstrates attentiveness to teacher and classmates	Rarely demonstrates attentiveness to teacher and classmates
Engagement	Answers questions and respectfully engages in class discussion twice or more per week	Answers questions and engages in class discussion if called upon or once per week	Refuses to answer questions or distracts/ disrupts others during discussions

Google Classroom Explained in Detail:

Stream

This is what the class looks like when you enter. The stream shows announcements made by me. On the left it shows you what is due next, usually a week out from the due date. You can add a class comment to content on the stream if you have a question or email me.



Classwork

When you click on the Classwork tab at the top of your class, it brings you to the screen shown below. I have each unit broken up by book title, with each assignment or material for that unit in subcategories. You can see in the below example that the unit is *1984*, and there are subcategories for the project, classwork assignments by week, and notes.

The screenshot displays the Canvas LMS interface with the 'Classwork' tab selected. On the left is a sidebar with a list of topics. The main content area shows a list of assignments for the unit '1984'. Each assignment is represented by a card with a document icon, the title, and the due date. Below the '1984' section, the 'IEA Scholarship' section is partially visible.

Stream Classwork People Grades

+ Create

Google Calendar Class Drive folder

All topics

- 1984
- IEA Scholarship
- Nonfiction Unit
- Frankenstein
- Hamlet Exam Essay
- Hamlet Extra Credit
- Hamlet
- Research Paper
- Purdue OWL
- All Quiet on the Wes...
- All Quiet on the Wes...
- Notes

1984

	1984 Project	Due Apr 5, 11:59 PM
	Classwork for 3/30-4/3	Due Tomorrow, 11:59 PM
	Classwork for 3/23-3/27	Due Mar 27, 11:59 PM
	Classwork for 3/16-3/20	Due Mar 20, 11:59 PM
	Classwork for 3/16-3/20	Due Mar 20, 11:59 PM
	1984 Notes	Posted Mar 2

IEA Scholarship

	Ida Education Association Scholarship	Due Mar 27, 11:59 PM
--	---------------------------------------	----------------------

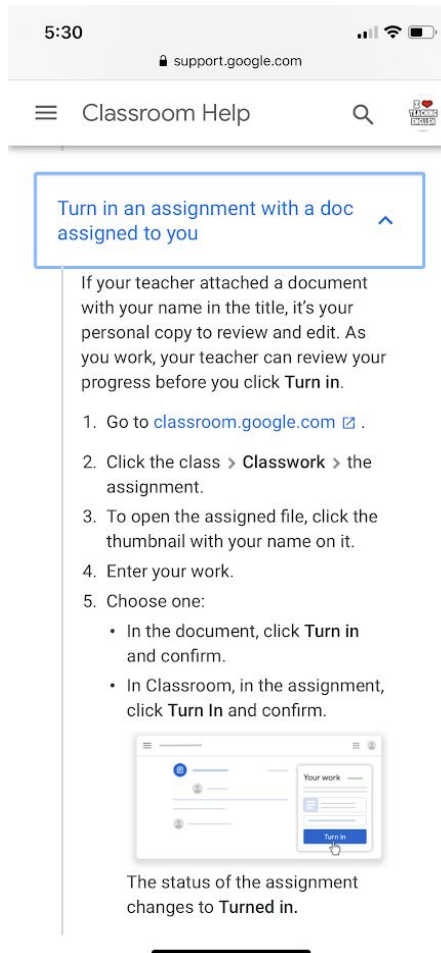
When you click on a subcategory it opens more information, as shown below.

The screenshot displays a Google Classroom interface. At the top, there are tabs for 'Stream', 'Classwork', 'People', and 'Grades', with 'Classwork' being the active tab. Below the tabs, there is a '+ Create' button and links to 'Google Calendar' and 'Class Drive folder'. On the left side, there is a sidebar with a list of topics: 'All topics', '1984', 'IEA Scholarship', 'Nonfiction Unit', 'Frankenstein', 'Hamlet Exam Essay', 'Hamlet Extra Credit', 'Hamlet', 'Research Paper', 'Purdue OWL', 'All Quiet on the Wes...', and 'Notes'. The main content area shows the '1984' assignment page. It has a title '1984' and a due date 'Due Apr 5, 11:59 PM'. Below the title, there is a section for the '1984 Project' with a description: 'Pick a project option for 1984. Then open up the specific rubric for that project and work on it. You will submit this on Google Classroom when you are finished. If you are creating something physical, like a poster board or something, you can take pictures of your creation to turn it in that way. Just make sure I get all parts of the project that you pick.' To the right of the description, there is a progress bar showing '0 Turned in' and '18 Assigned'. Below the description, there are four document thumbnails: '1984 Project Options.do...', '1984 Pledge Project.docx', 'Hate Week! Rubric.docx', and '1984 Project - Influence ...'. At the bottom of the assignment page, there is a 'View assignment' link and a section for 'Classwork for 3/30-4/3' with a due date 'Due Tomorrow, 11:59 PM'.

As you can see, there are multiple files attached under this subcategory that relate to the project.

How to Turn in Work




To turn in classwork questions that were **assigned to you**, follow the directions below.

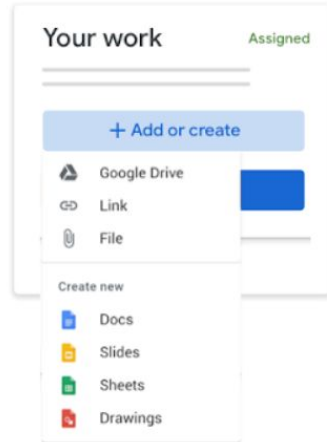






To turn in projects or essays that **you created a document for**, follow the directions below. This is what you have been doing all school year.

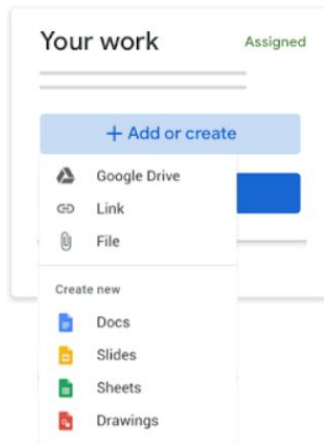
Turn in an assignment





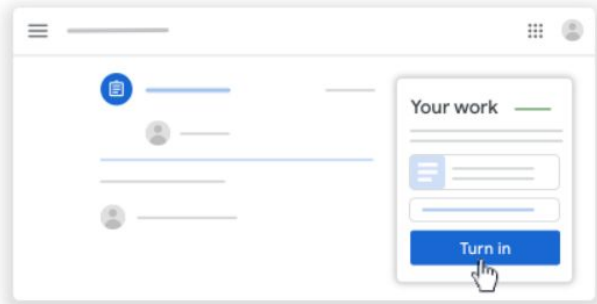
1. Go to classroom.google.com.
2. Click the class > **Classwork** > the assignment.
3. To attach an item:
 - a. Under **Your work**, click **Add or create** > select Google Drive , Link , or File .



- b. Select the attachment or enter the URL for a link and click **Add**.
Note: You can't attach a file you don't own.
4. To attach a new doc:
 - a. Under **Your work**, click **Add or create** > select Docs , Slides , Sheets , or Drawings .A new file attaches to your work and opens.



- b. Click the file and enter your information.
Note: You can attach or create more than one file.
5. (Optional) To remove an attachment, next to the attachment's name, click Remove .
 6. (Optional) To add a private comment to your teacher, under **Private comments**, enter your comment and click Post .
 7. Click **Turn In** and confirm.
The status of the assignment changes to **Turned in**.



Google Forms

There could be a few quizzes and tests to take. These will be posted on Classroom with due dates and will be in Google Forms.

Turn in a quiz assignment

1. Go to classroom.google.com.
2. Click the class > **Classwork** > the assignment.
3. Click the form and answer the questions.
4. Click **Submit** > **Mark as done** and confirm.
If the form is the only work for the assignment, the status of the assignment changes to **Turned in**.
5. (Optional) If there's more work to do for the assignment, click **Open assignment**.

Class Calendar

English 4
1st Hour

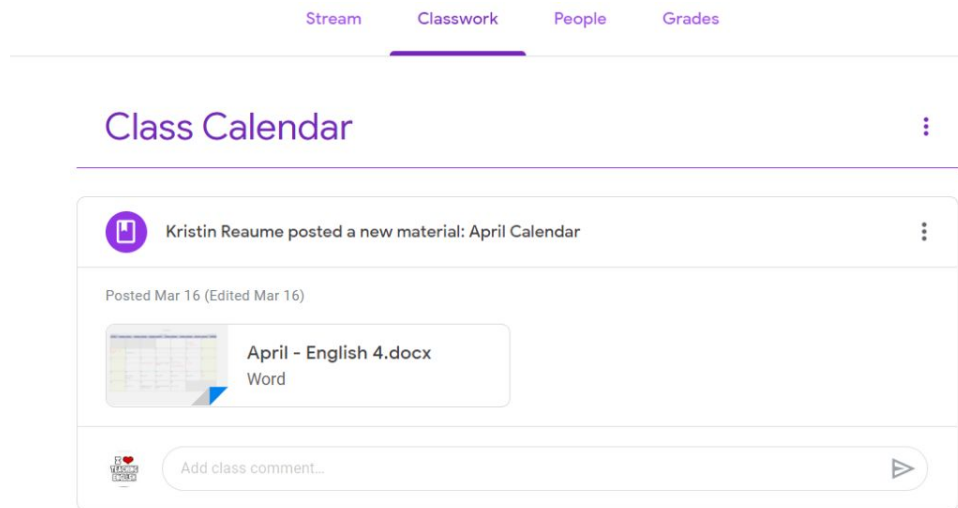
Stream
Classwork
People
Grades

Frankenstein	Classwork for 3/23-3/27	Due Mar 27
Hamlet Exam Essay	Classwork for 3/16-3/20	Due Mar 20
Hamlet Extra Credit		
Hamlet	Classwork for 3/16-3/20	Due Mar 20
Research Paper	1984 Notes	Po
Purdue OWL		
All Quiet on the Wes...	IEA Scholarship	
All Quiet on the Wes...	Ida Education Association Scholarship	Due Mar 27
Notes		
Remind App Instruc...	Nonfiction Unit	
	Nonfiction Notes	Pos

Class Calendar

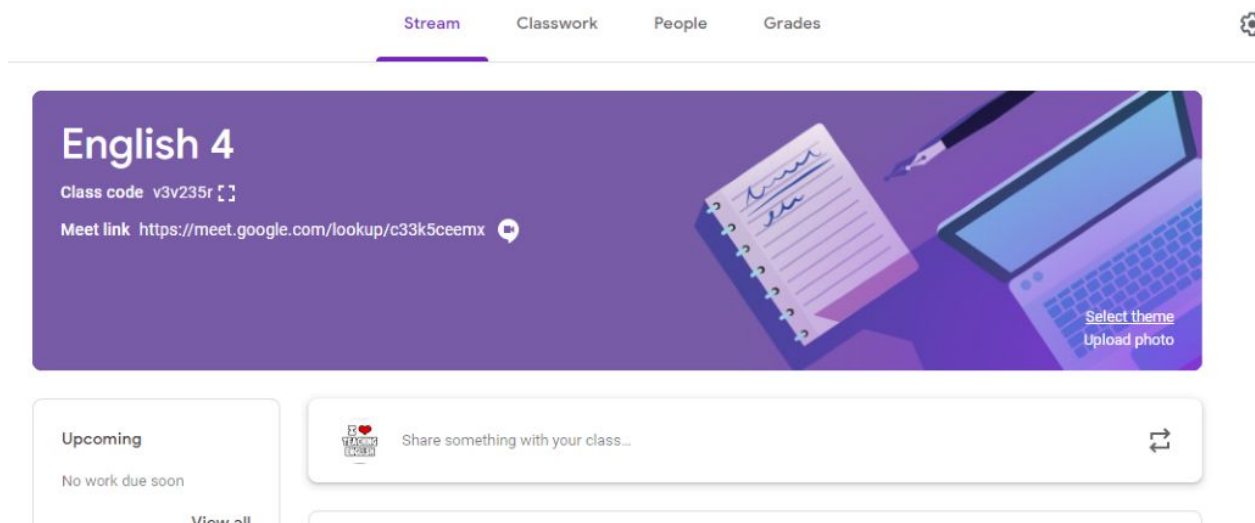


When you open it up, it will look like this. Then click on the calendar to see what is due.



Google Meet

To join a Google Meet meeting, you will click the Meet Link in the banner section of English 4. It will then open a meeting, like Zoom or Microsoft Teams, but only our class members are invited.



Final Thoughts:

If there are ever any questions, do not hesitate to contact me through Google Classroom or my email. I want everyone to be successful, and I believe that each student is more than capable of successfully passing this class. It is time to take responsibility for your learning and ask questions when you have them, do the work that you are assigned, and graduate from Ida High School!

If school is closed due to going back to Phase 3, or if we must quarantine due to an outbreak of Covid 19, we will be using Google Classroom for everything. Some of the information in this syllabus might change, and I will update everything as necessary.

I am looking forward to an interesting year with all of you!